HGLRC F460 6S V1

Manual



Precautions

1. Read this manual thoroughly before operation to avoid product damage and personal injury.

2. The use of this product requires a certain level of technical skills. Novices should operate under the guidance of professional personnel.

3. Please choose a reasonable electrical combination according to your needs, and do not exceed the operating voltage current to avoid insufficient power or damage to the equipment.

4.Before using this product for the first time, please confirm that the gyroscope direction, moving control module, motor sequence and steering are correct when the propeller have been removed before flying.

5. When flying, please choose a suitable flying environment and stay away from crowds and buildings.

6. Please understand laws and regulations first and fly legally! Enjoy the fun of FPV flying.

Stack parameters

Product name: HGLRC F460 6S V1 Stack

Mounting hole: 30.5x30.5mm M3

Support protocol: DSHOT600/300/150

weight:22.4g

FC parameters

Product name:HGLRC F405 6S V1 FC

Operating voltage:7.4V-33.6V（2S-8S）

MCU： STM32F405

GYRO：ICM42688P

Barometer:SPL06-001

Black box:16MB

Flight control MCU:HGLRCF405V2

Size:36.3×36.3mm

Mounting hole: 30.5×30.5mm，M3

Weight:9.5g

ESC parameters

Product name:HGLRC 60A 6S V1 8 BL-S ESC

Operating voltage:7.4V-25.2V（2S-6S）

Working current: single-channel rated current 60A,

four-channel maximum current 190A

ESC firmware: Q-H-40 Bluejay, Q.19, 48kHz

Size: 37mm×43mm

Mounting hole: 30.5×30.5mm，M3

Weight:14g

Interface definition

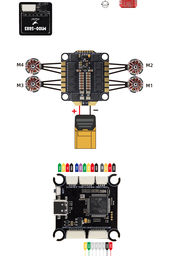

Wiring diagram



Firmware name: HGLRCF405V2

HGLRCF405V2 flight controller supports 4.4、4.5All firmware

BETAFLIGHT
Firmware Flasher
Show development releases
Show release candidates
Show release notes
Show manual baud rate
Show manual flash options
Show manual flash options
Show manual flash options